



Low Power AC and AC/DC Motor Test Systems

50-200 kVA

PHENIX Technologies offers a complete line of motor test systems for AC, DC, synchronous and traction motors designed to test a wide range of horsepower and voltage classes. Many other applications requiring a continuously variable AC or DC power supply can also be satisfied by one of these units in an appropriate configuration.

TESTING APPLICATIONS

Designed to provide test capability for smaller motors quickly and accurately

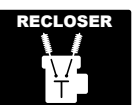
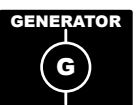



- Economical testing capability for the small motor repair division or shop
- All controls and instrumentation contained in a single, industrial grade cabinet
- Safety and protective features for complete load or no-load testing



Model MTS50NVD



Model MTS100R-75



Specifications are subject to change without notice.

Brochure No. 50203

TAP START MODEL 50 kVA

		MODEL	MTS50NVD			
INPUT	Voltage		208, 220, 230, 240, or 480 VAC (one must be specified)			
	Current		200/100 A, 3 phase, Frequency 50 or 60 Hz (one must be specified)			
AC OUTPUT	TAP		Low Range		High Range	
	1	30 VAC	400 AAC		60 VAC	400 AAC
	2	100 VAC	200 AAC		208 VAC	200 AAC
	3	115 VAC	200 AAC		230 VAC	190 AAC
	4	230 VAC	100 AAC		460 VAC	95 AAC
	5	277 VAC	100 AAC		575 VAC	75 AAC
	DUTY CYCLE		1 hour ON / 1 hour OFF at 50 kVA			
DC OUTPUT	TAP		ARMATURE SUPPLY			
			Low Range		High Range	
	1	40 VDC	100 ADC		80 VDC	100 ADC
	2	140 VDC	100 ADC		280 VDC	100 ADC
	3	155 VDC	100 ADC		310 VDC	100 ADC
	4	310 VDC	100 ADC		620 VDC	100 ADC
	5	375 VDC	100 ADC		750 VDC	100 ADC
			FIELD SUPPLY			
		0-300 VDC, 10 ADC				
	NOTE		Output voltage may vary with load conditions and line fluctuations.			
DIMENSIONS & WEIGHT	Length		38" (965 mm)			
	Width		26" (660 mm)			
	Height		53" (1346 mm)			
	Weight		1175 lbs (533 kgs)			

Electric motors are a key component in most industrial applications. They account for about 66% of all the energy used in industrial applications with a lifetime energy cost totaling many times the original motor cost. Motor failures can lead to even higher cost in terms of lost production and efficiency. Industrial companies need effective motor management strategies to minimize overall motor cost. Motor rewinding by a well-equipped service facility reduces capital expenditures on motors while assuring reliable operation. The Phenix Technologies line of small motor test systems are the quality control center of a modern motor rewind and repair facility which insures rebuilt motor efficiency and quality.

SAFETY and DESIGN FEATURES

- Tapped, non-variable AC and armature outputs to start and run AC or DC motors
- Complete instrumentation is provided for precise measurement of electrical characteristics of motors under test (3-phase metering). 4½" analog meters with accuracy +/-2% Full Scale are used for voltage and current. The AC Ammeter is 3½ digit digital meter with accuracy +/-1% Full Scale.
- Variable field supply
- Fused input power protection
- On / Off pushbuttons with indicator
- Flashing red warning lamp
- Thermal overload protection on main transformer
- Manual tap selector switch
- AC/DC output selector switch
- 15' (4.5 m) output cables with storage hook
- Two copies of operation/maintenance manual



VARIABLE VOLTAGE MODELS 100-200 kVA

	MODEL		MTS100R	MTS100R-75	MTS200R	MTS200R-150
APPROXIMATE MAXIMUM TEST CAPABILITY	AC MOTORS	Load	100 HP	100 HP	200 HP	200 HP
		No-Load	500 HP	500 HP	1000 HP	1000 HP
	DC MOTORS	Load	n / a	90 HP	n / a	180 HP
		No-Load		360 HP		720 HP
	Note: Actual capability may vary with motor design.					
INPUT	Voltage / Current		400 VAC, 160 A, 3-phase 415 VAC, 150 A, 3-phase 480 VAC, 130 A, 3-phase 600 VAC, 105 A, 3-phase (one must be specified)		400 VAC, 320 A, 3-phase 415 VAC, 300 A, 3-phase 480 VAC, 260 A, 3-phase 600 VAC, 210 A, 3-phase (one must be specified)	
	Frequency		50 or 60 Hz (one must be specified)			
AC OUTPUT	VOLTAGE		100 kVA		200 kVA	
	TAP		Voltage / Current		Voltage / Current	
	1		≈0-120 VAC, 400 A		≈0-120 VAC, 400 A	
	2		≈0-240 VAC, 240 A		≈0-240 VAC, 400 A	
	3		≈0-480 VAC, 120 A		≈0-480 VAC, 240 A	
	4		≈0-600 VAC, 96 A		≈0-600 VAC, 192 A	
DC OUTPUT	ARMATURE		n / a	75 kW	n / a	150 kW
	TAP			Voltage / Current		Voltage / Current
	1			≈0-125 VDC, 300 A		≈0-125 VDC, 400 A
	2			≈0-250 VDC, 300 A		≈0-250 VDC, 400 A
	3			≈0-550 VDC, 125 A		≈0-550 VDC, 270 A
	FIELD SUPPLY			≈0-300 VDC, 10 A		≈0-300 VDC, 10 A
DUTY CYCLE			1 hour ON / 1 hour OFF at 100% of rated kVA 2 minutes at 200% of rated AC current to provide the high inrush current needed to start large motors			
DIMENSIONS & WEIGHT	Length		68" (1730 mm)	68" (1730 mm)	68" (1730 mm)	68" (1730 mm)
	Width		52" (1321 mm)	52" (1321 mm)	52" (1321 mm)	52" (1321 mm)
	Height		74" (1880 mm)	74" (1880 mm)	74" (1880 mm)	74" (1880 mm)
	Weight		2900 lbs (1315 kgs)	3200 lbs (1452 kgs)	4200 lbs (1905 kgs)	4600 lbs (2087 kgs)

OPTIONS

USB Output Metering Interface to customer supplied compatible computer. Includes Windows based test software.

Non-Contact Tachometer (RPM Meter)



Phenix Technologies							
Customer: Phenix Technologies 75 Spicher Drive Accident, MD 21520				Contact: Kevin Margolf Phone: 301-746-8118 Date: 9/20/2009 2:33:08 PM			
Job Number: 305-0254-71				Voltage: 480			
Serial No: 305-0254-71				Current: 116			
Manufacturer: Toshiba				Horsepower: 25			
Model No: Variable Pump				RPM: 1800			
Type: 3-Phase Synchronous				Power Factor: 0.987			
Frames: 7-400(50)				Efficiency: 0.756			
Enclosure: Shop				Field V:			
Poles: A, B, C				Field A:			
	0%	25%	50%	75%	100%	125%	150%
A-B VOLTS	480	482	481	481	480	480	480
B-C VOLTS	480	482	481	481	480	480	480
C-A VOLTS	480	482	481	481	480	480	480
A-AMPS	87.9	99.3	119.3	137.1	137.1	137.1	137.1
B-AMPS	88.7	99.9	119.9	138.2	138.2	138.2	138.2
C-AMPS	89.3	99.9	120.2	137.8	137.8	137.8	137.8
Kwatts	10.2	34.7	57.3	84.5	84.5	84.5	84.5
kVA	100	175	175	175	175	175	175
H.P.	0	44.8	74.7	116.4	116.4	116.4	116.4
TORQUE	0	201	312	380	380	380	380
EFFICIENCY	0.789	0.436	0.828	0.775	0.775	0.775	0.775
P.F.	NA	0.963	0.973	0.975	0.975	0.975	0.975
Notes: This is a sample test report.							
Tested By: _____				Date: _____			

SAFETY and DESIGN FEATURES

- The AC supply includes four output voltage taps. The output on each tap is continuously adjustable from near zero to 100% of tap rating
- The DC armature and field supplies are adjustable from near zero to 100% of rating.
- Complete instrumentation is provided for precise measurement of electrical characteristics of motors under test (3-phase metering, VM, CM, WATT, VARS, KVA, POWER FACTOR). All meters are 4-digit LCD display and accuracy +/-1.0% Full Scale.
- Main Circuit Breaker, Transient Protection, Output Overload Detection Circuits, Zero Start Interlock and Ground Fault Detection are standard features.
- The cabinet is provisioned for lifting via forklift or crane.
- Each unit is equipped with a flashing red lamp when output is energized, external interlock and warning circuit provisions
- Recessed jacks for twist-lock plugs are used on the AC and DC armature supplies with 15' (4.5 m) output cables.
- Two copies of operation/maintenance manual

WINMTS Software Meters Screen Display and Sample Test Report



Other motor testing products PHENIX offers:

- High Power Motor Test Systems
- Core Loss Testers
- AC Hipots
- DC Hipots
- Water-Brake Dynamometers
- Insulation Analyzers
- Megohmmeters
- Microhmmeters



PHENIX Technologies is committed to providing leadership, innovation technology, quality, and service in all areas of our business.

Our 70,000 square-foot headquarters is a modern manufacturing facility. All aspects of electrical, mechanical, and software design and production are performed in this facility and controlled by an ISO9001 certified quality program. Our engineers offer a unique blend of theoretical knowledge and practical experience. Our Service and Calibration Department assists customers during and after installation to insure years of trouble free service.

We carry our commitment into the future as we proudly continue to provide the best in high voltage, high current, high power test systems and components.

High Voltage • High Current • High Power Test Systems and Components

ISO 9001
CERTIFIED



World Headquarters

Phenix Technologies, Inc.

75 Speicher Drive
Accident, MD 21520 USA

Ph: +1.301.746.8118

Fx: +1.301.895.5570

Info@phenixtech.com

Branch Offices

Phenix Systems AG

Riehenstrasse 64, 4058 Basel, Switzerland
Ph: +41.61.383.2770 • Fx: +41.61.383.2771
Info@phenixsystems.com

Phenix Asia

Zhong Cheng Rd, Sec 1, No 177, 2F, Taipei 11148 Taiwan
Ph: +886.2.2835.9738 • Fx: +886.2.2835.9879
Info@phenixasia.com



www.phenixtech.com